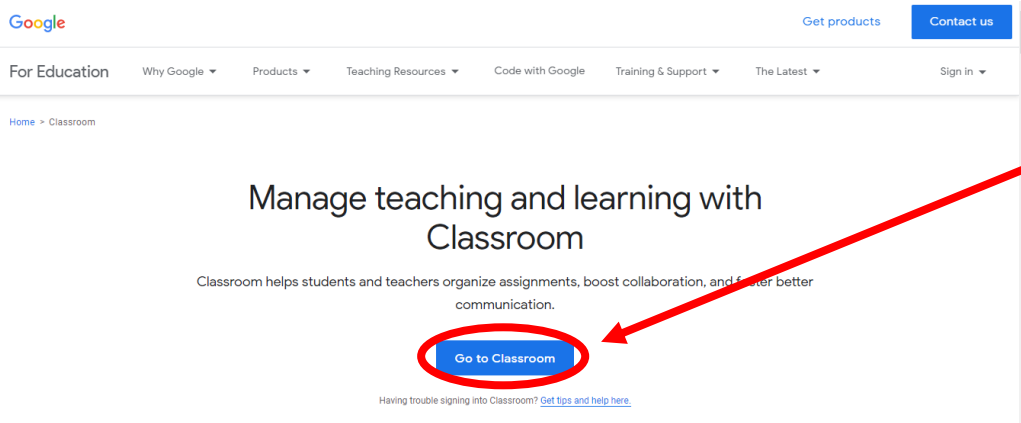


Google Classroom

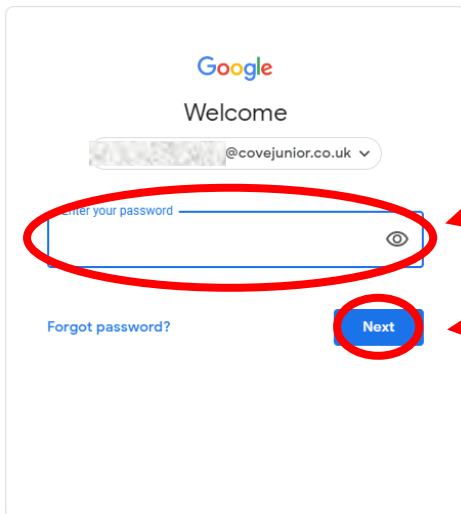
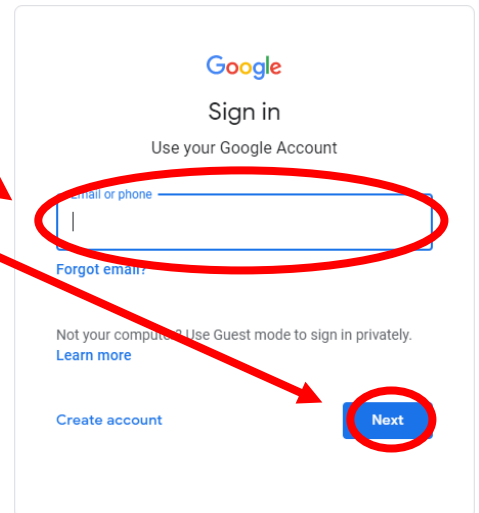
Signing In

1. Go to classroom.google.com



2. Click 'Go to Classroom'

3. Enter your Gmail address and click 'Next'

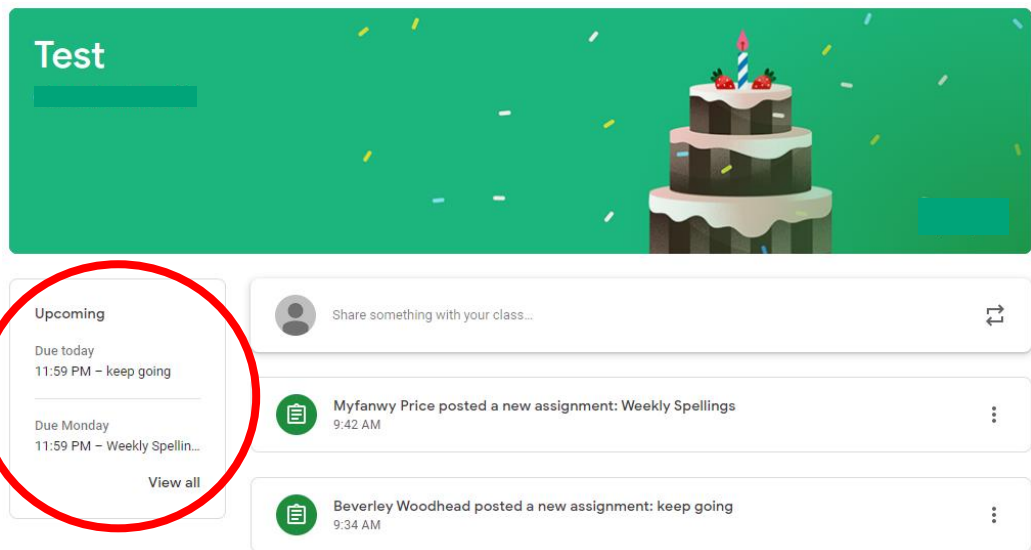


4. Enter your password and click 'Next'

Viewing Tasks – Stream

The stream for each class shows all messages and tasks from teachers.

Tasks due this week will show here

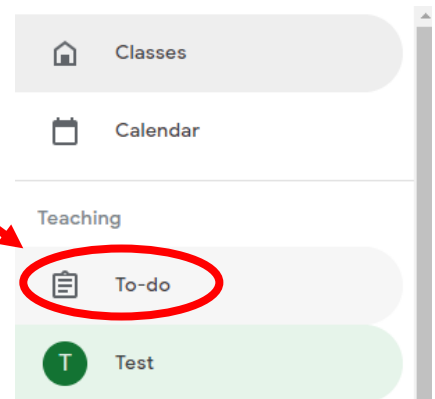


Viewing Tasks – To-do List

1. Click the 3 lines in the top left



2. Select 'To-do'



Work left to do

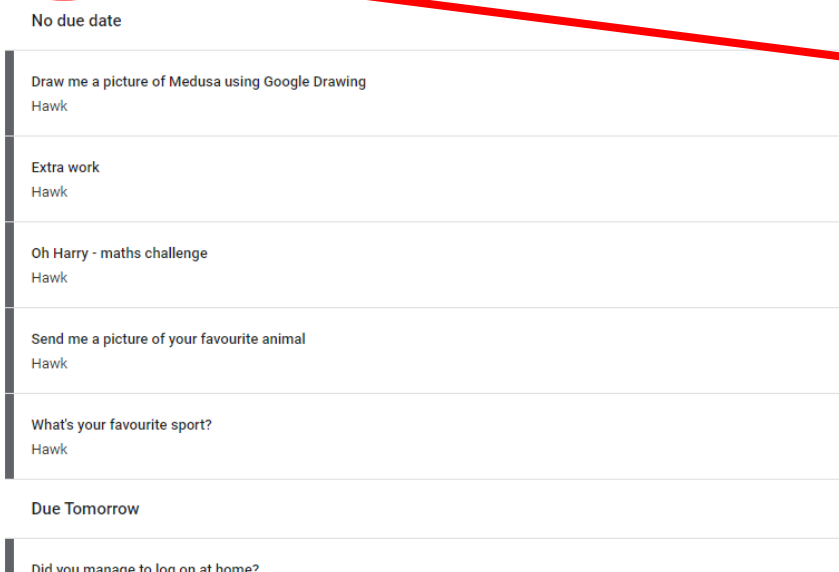


Completed tasks



All classes

Filter work by class

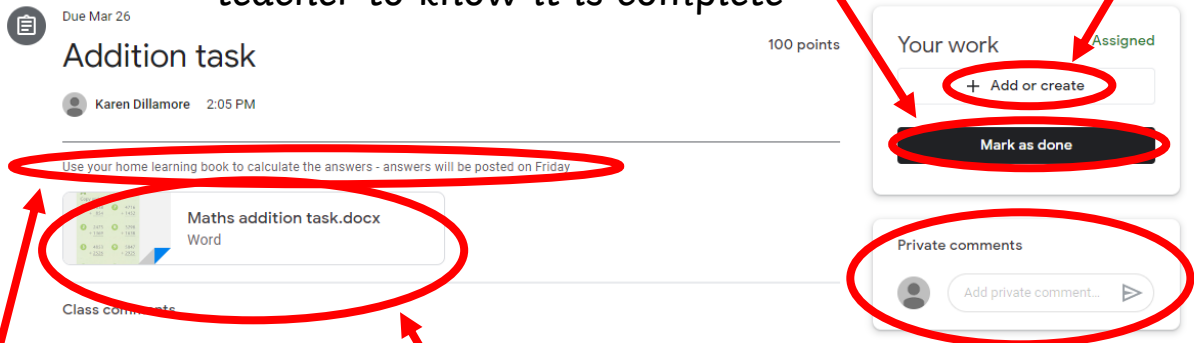


Completing Tasks

Click on a task to view details:

When a task is finished, it must be marked as done/turned in for your teacher to know it is complete

You can add (attach) or create work to submit



Instructions/extra information will be here

Any attachments, like files or videos are here

Private messages can be sent to teachers for support

Troubleshooting

Mobiles and Tablets

When using most devices, Google Classroom can be accessed through other Google apps (such as Gmail). With some phones and tablets, this is not possible. If you are experiencing this issue, go directly to ***classroom.google.com***.

Additional Gmail Accounts

Lots of people have additional Gmail accounts and are currently, or have previously, signed into these on their device. If this is the case, there can be issues accessing Google Classroom. In order to fix this, users first need to ***sign out*** of the current account, or ***add an account***, and sign in with the school address (firstname.surname@covejunior.co.uk) and password.

1. Click on the account icon (this is usually the first letter of your name) in the top right corner

